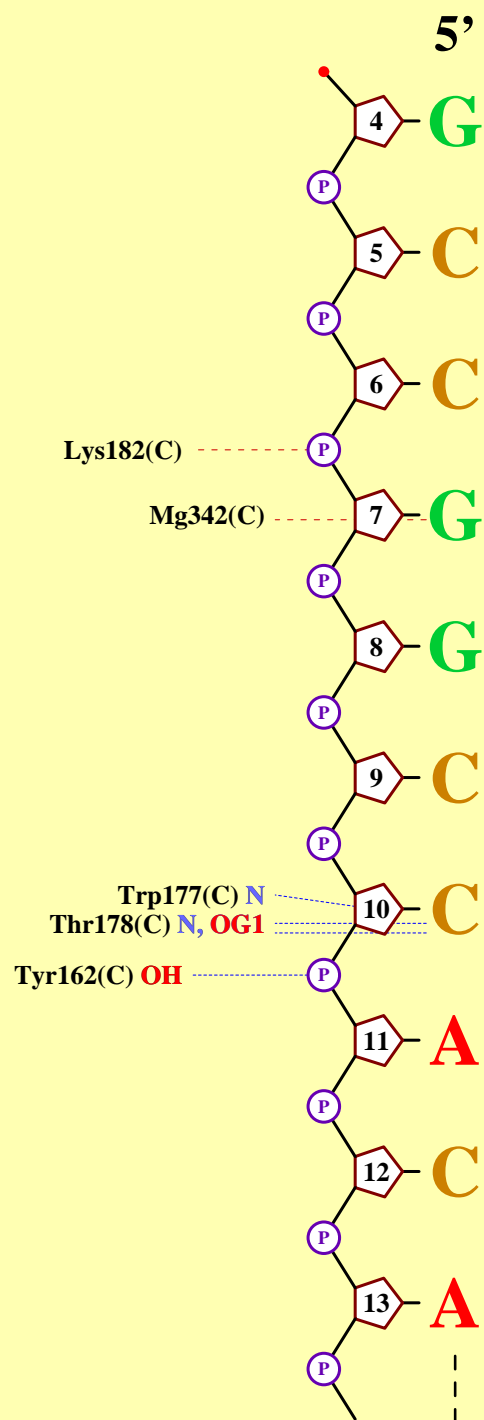


## Chain E



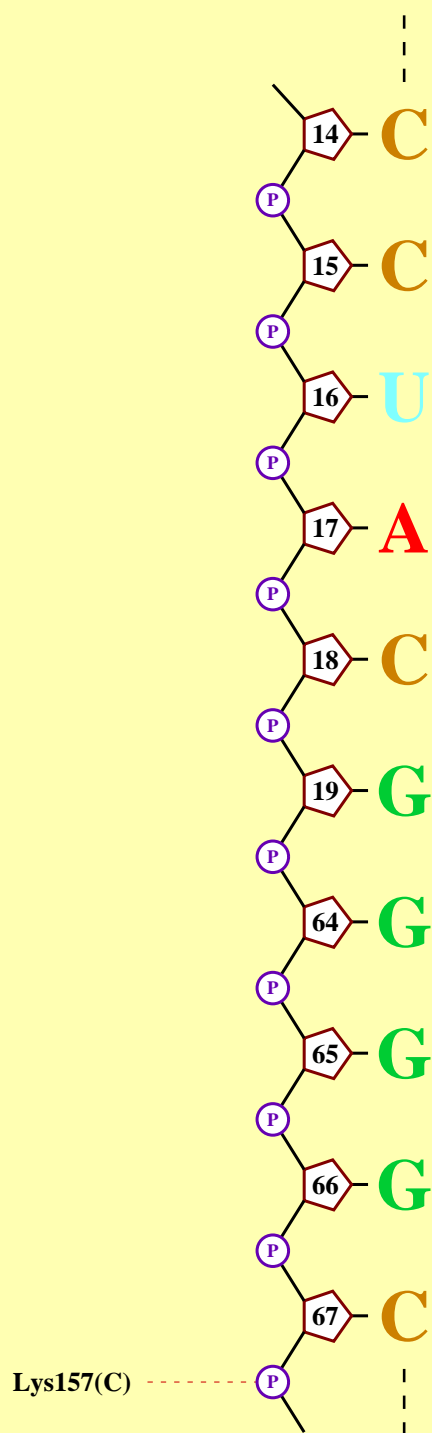
## Key

- 3 Backbone sugar and base-number
- P Phosphate group
- \* Residue/water on plot more than once

- ..... Hydrogen bond to DNA
- Nonbonded contact to DNA (< 3.35Å)
- 88 W Water molecule and number

file

## Chain E



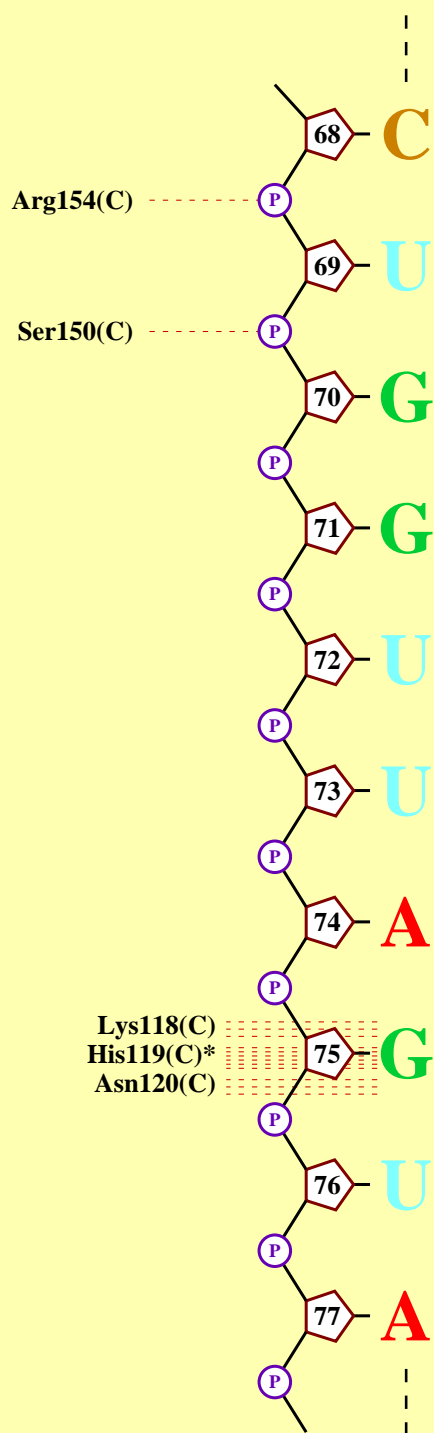
## Key

-  Backbone sugar and base-number
-  Phosphate group
- \* Residue/water on plot more than once

-  Hydrogen bond to DNA
-  Nonbonded contact to DNA (< 3.35Å)
- 88  Water molecule and number

file

## Chain E



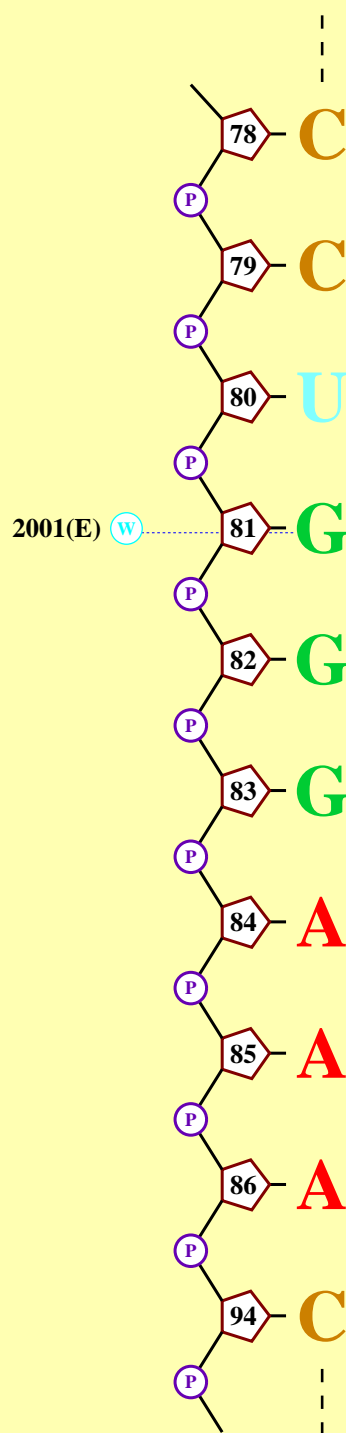
## Key

- 3 Backbone sugar and base-number
- P Phosphate group
- \* Residue/water on plot more than once

- ..... Hydrogen bond to DNA
- Nonbonded contact to DNA (< 3.35Å)
- 88 W Water molecule and number

file

## Chain E



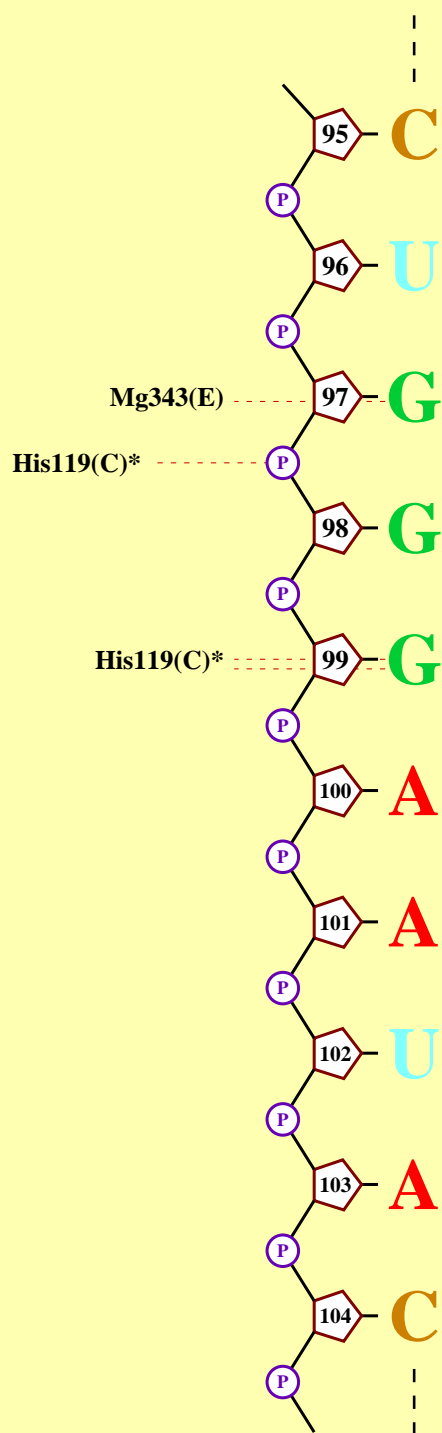
## Key

- Backbone sugar and base-number
- Phosphate group
- \* Residue/water on plot more than once

- Hydrogen bond to DNA
- Nonbonded contact to DNA (< 3.35Å)
- 88 Water molecule and number




file

## Chain E



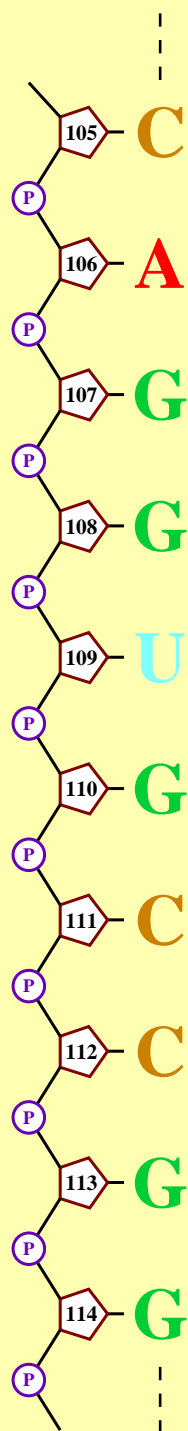
## Key

-  Backbone sugar and base-number
-  Phosphate group
- \* Residue/water on plot more than once

-  Hydrogen bond to DNA
-  Nonbonded contact to DNA (< 3.35Å)
- 88  Water molecule and number

file

## Chain E



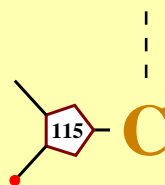
## Key

-  Backbone sugar and base-number
-  Phosphate group
- \* Residue/water on plot more than once

-  Hydrogen bond to DNA
-  Nonbonded contact to DNA (< 3.35Å)
- 88  Water molecule and number

file

## Chain E



## Key



Backbone sugar and base-number



Phosphate group

\* Residue/water on plot more than once



Hydrogen bond to DNA



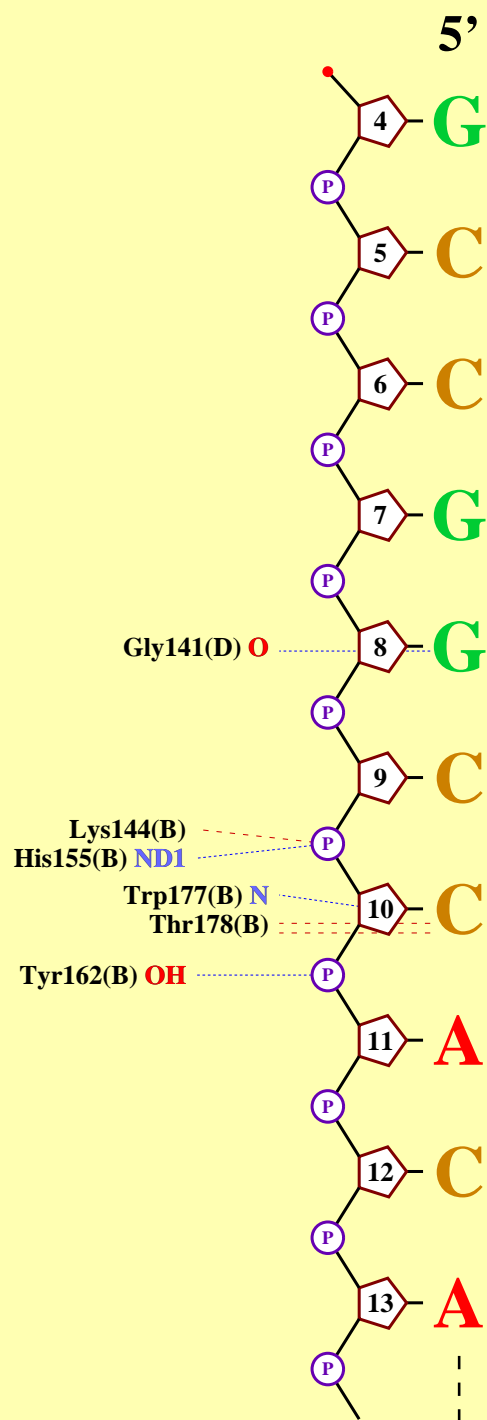
Nonbonded contact to DNA (&lt; 3.35Å)



Water molecule and number

file

## Chain F



## Key

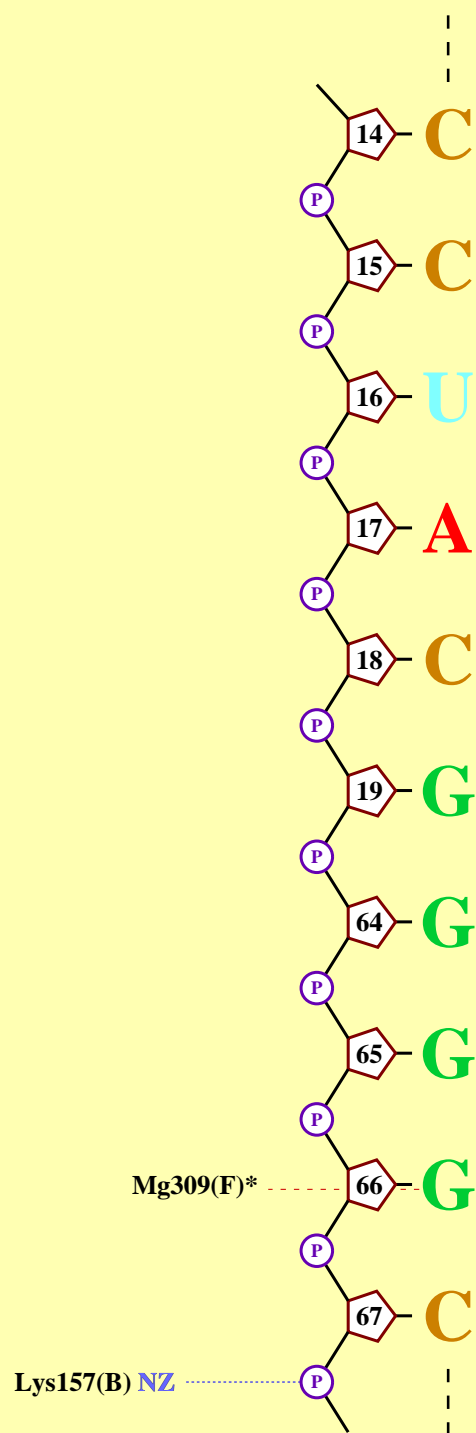
- 3 Backbone sugar and base-number
- P Phosphate group
- \* Residue/water on plot more than once

- ..... Hydrogen bond to DNA
- Nonbonded contact to DNA (< 3.35Å)
- 88 W Water molecule and number

file






## Chain F

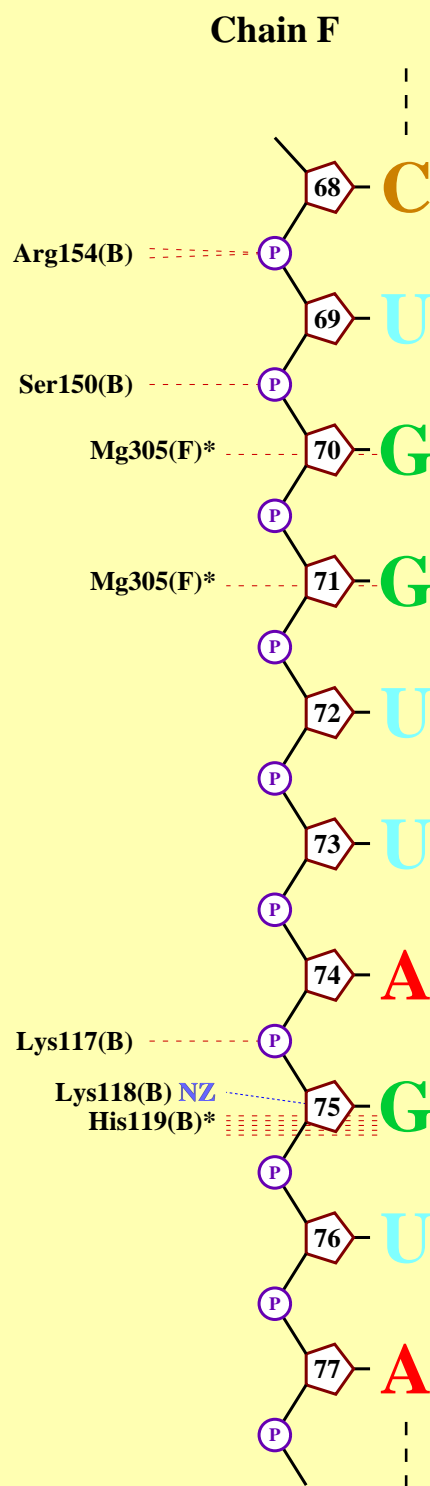


## Key

-  Backbone sugar and base-number
-  Phosphate group
- \* Residue/water on plot more than once

-  Hydrogen bond to DNA
-  Nonbonded contact to DNA (< 3.35Å)
- 88  Water molecule and number

file



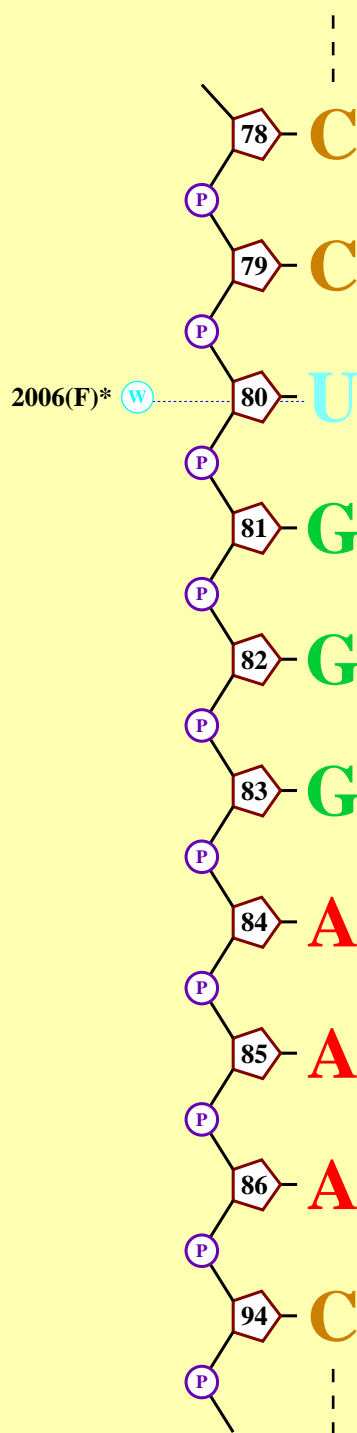
## Key

- 3 Backbone sugar and base-number
- P Phosphate group
- \* Residue/water on plot more than once

- ..... Hydrogen bond to DNA
- Nonbonded contact to DNA (< 3.35Å)
- 88 W Water molecule and number

file

## Chain F



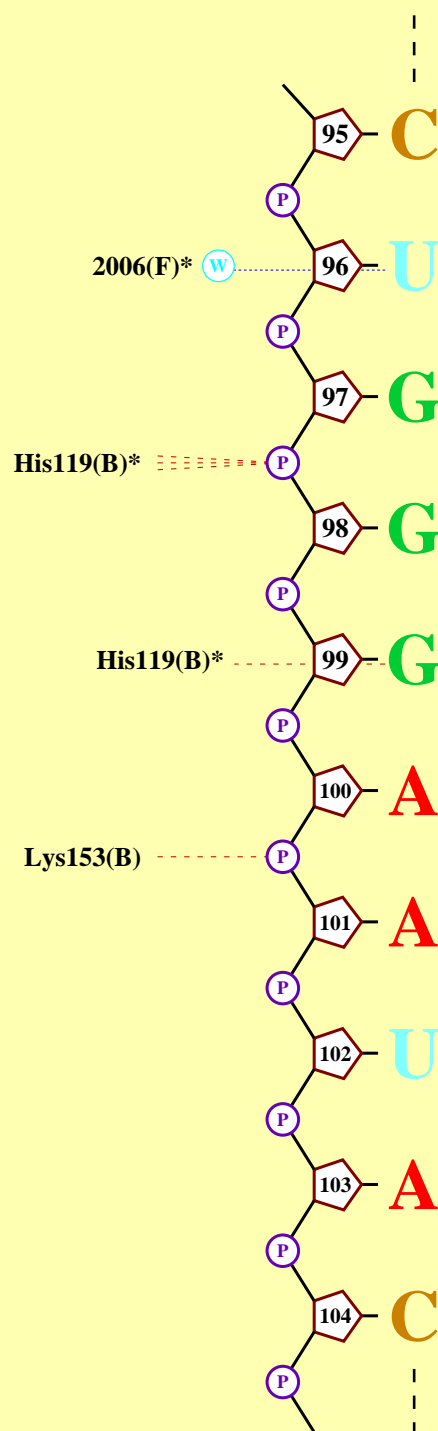
## Key

-  Backbone sugar and base-number
-  Phosphate group
- \* Residue/water on plot more than once



-  Hydrogen bond to DNA
-  Nonbonded contact to DNA (< 3.35Å)
- 88  Water molecule and number




file

## Chain F

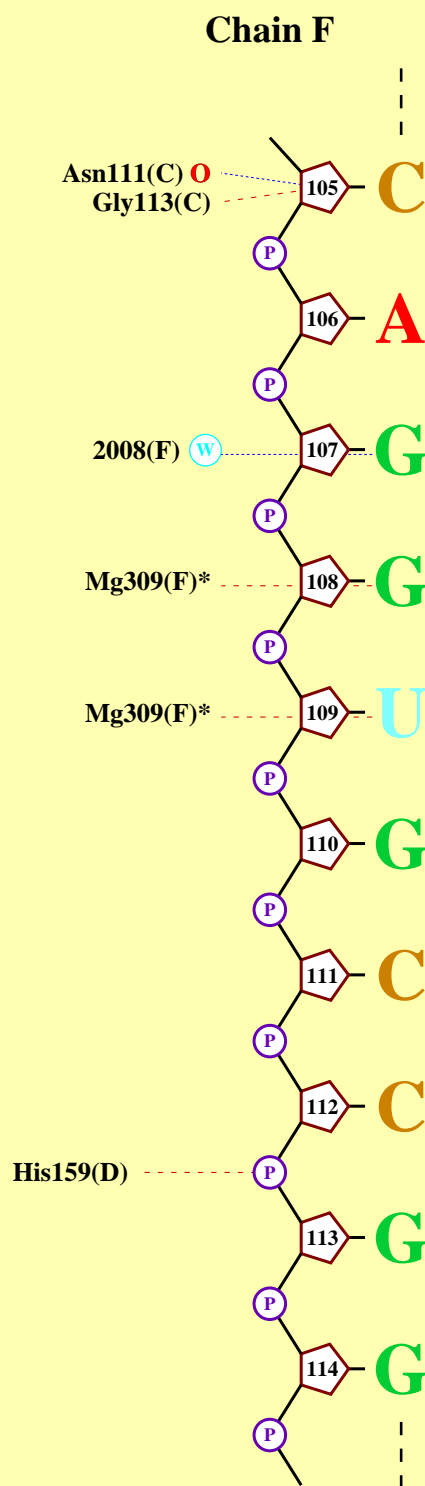


## Key

-  Backbone sugar and base-number
-  Phosphate group
- \* Residue/water on plot more than once

-  Hydrogen bond to DNA
-  Nonbonded contact to DNA (< 3.35Å)
- 88  Water molecule and number

file



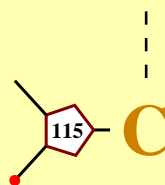
## Key

- 3 Backbone sugar and base-number
- P Phosphate group
- \* Residue/water on plot more than once

- Hydrogen bond to DNA
- Nonbonded contact to DNA (< 3.35Å)
- 88 W Water molecule and number

file

## Chain F



## Key



Backbone sugar and base-number



Phosphate group

\* Residue/water on plot more than once



Hydrogen bond to DNA



Nonbonded contact to DNA (&lt; 3.35Å)



Water molecule and number

file