

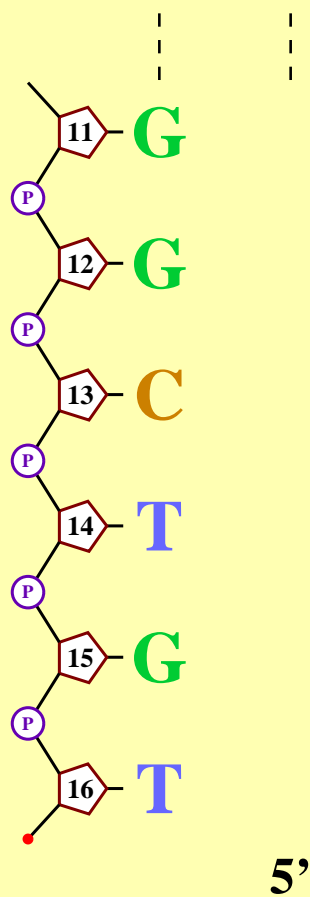
Key

- 3 Backbone sugar and base-number
- P Phosphate group
- * Residue/water on plot more than once

- Hydrogen bond to DNA
- Nonbonded contact to DNA (< 3.35Å)
- 88 W Water molecule and number




file

Chain A



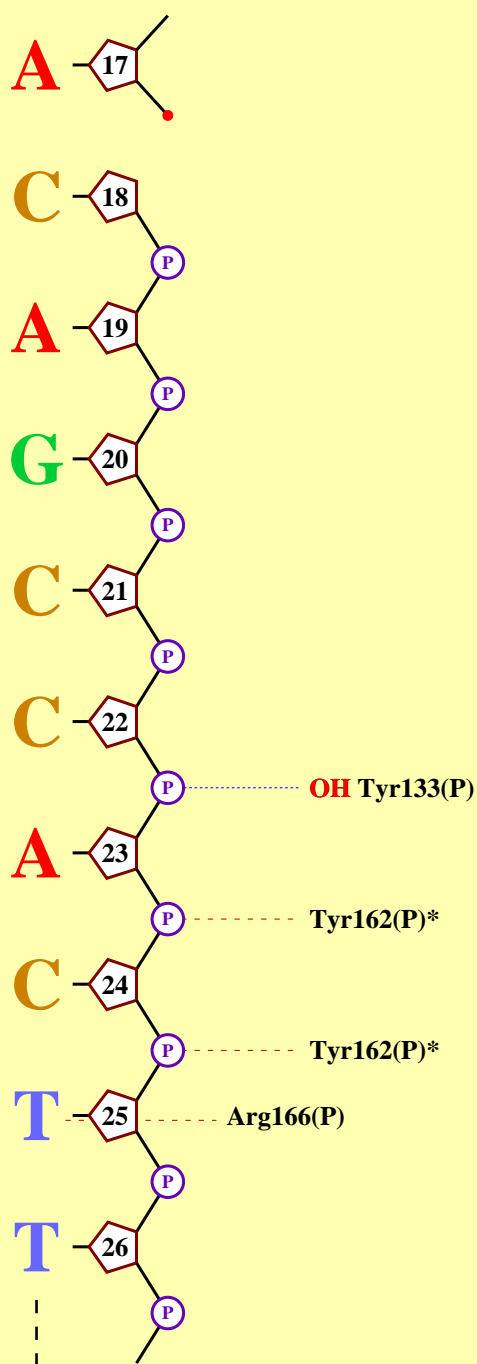
Key

-  Backbone sugar and base-number
-  Phosphate group
- * Residue/water on plot more than once

-  Hydrogen bond to DNA
-  Nonbonded contact to DNA (< 3.35Å)
- 88  Water molecule and number

file

Chain B

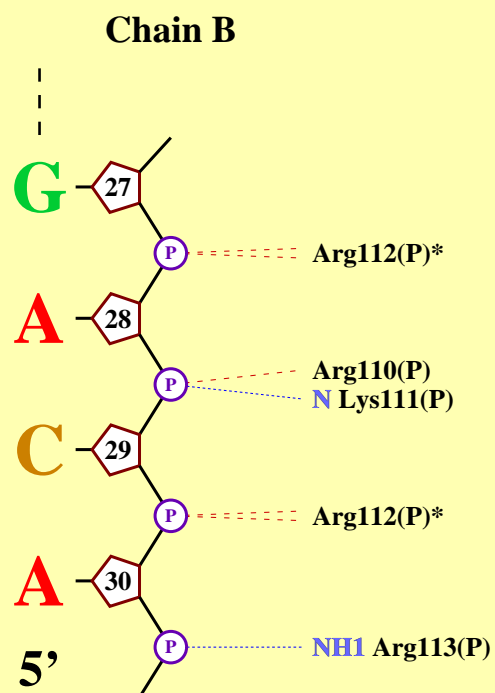


Key



- Backbone sugar and base-number
- Phosphate group
- * Residue/water on plot more than once




- Hydrogen bond to DNA
- Nonbonded contact to DNA (< 3.35Å)
- 88 Water molecule and number

file



Key

-  Backbone sugar and base-number
-  Phosphate group
- * Residue/water on plot more than once

-  Hydrogen bond to DNA
-  Nonbonded contact to DNA (< 3.35Å)
- 88  Water molecule and number

file